

DFM FLOAT FLOW METER

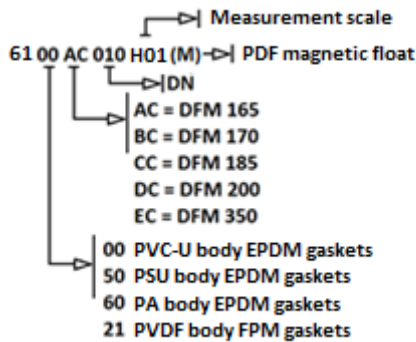
PVC-U - PA - PSU - PVDF

FEATURES

The variable-cross-section float flow meters are devices designed for the in-line measurement of flow-rates for water and acid or alkaline liquids*. The tubes are graduated, as standard, in l/h for water at 20°C. The float can be equipped with a magnet for transmitting information via switches or a Hall effect transmitter. Vertical mounting (rising flow)

*Cf. Sectoriel table of chemical resistance.

AVAILABLE VERSIONS

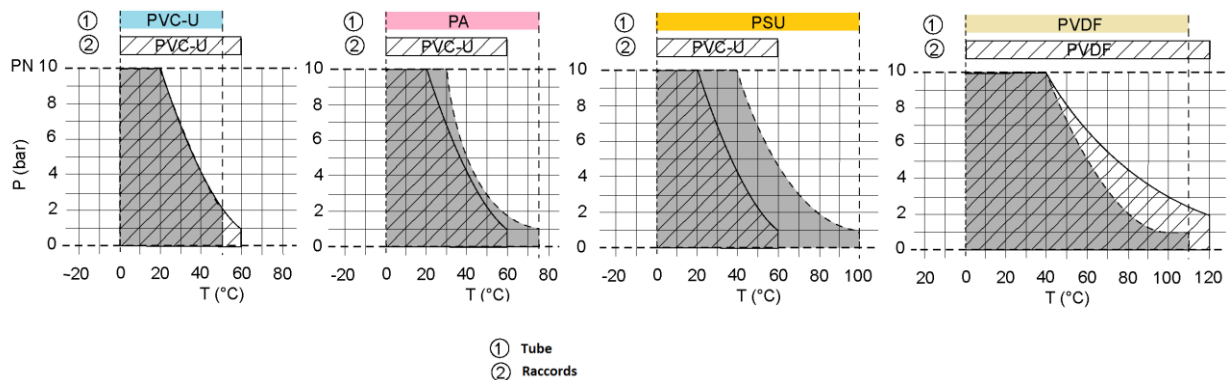


Diameters: DN10 to DN65

Float: Magnetic PVDF as an option

Connection : union PVC-U with female end according to DIN/ISO except for the version (21) PVDF union PVDF connections with female end.

LIMITS OF USE



The limits of each material are valid for the nominal pressures indicated, and for a service life of 25 years. These are indicative values for non-hazardous transported materials (DIN 2403), for which the valve material is resistant. Please contact us for use at temperatures below 0°C (+10°C for PP).

OPTIONS

Flange connection according to DIN2501 , or G-threaded

Connection with collar and/or union nut made of brass, G-threaded stainless steel or PP to be welded, or G-threaded

DFM FLOAT FLOW METER

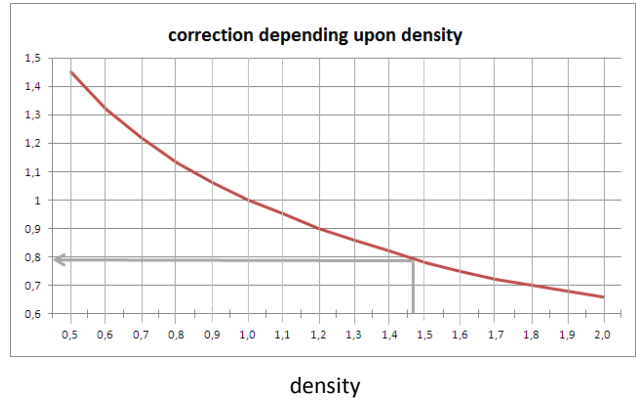
PVC-U - PA - PSU - PVDF

Special scale for various fluids (Indicate fluid/concentration/pressure/temperature/viscosity/density)

MEASUREMENT RANGE

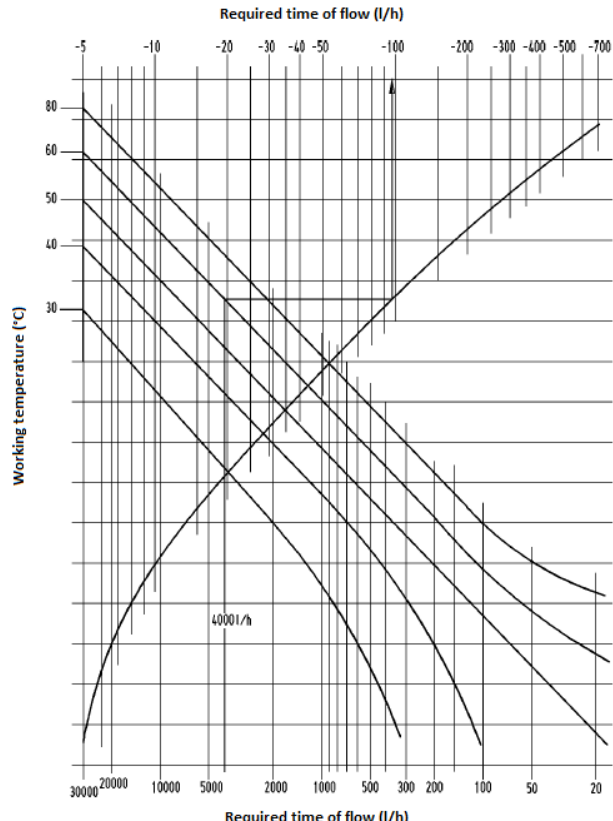
Q (l/h) H ₂ O	DFM 165	DFM 170	DFM 185	DFM 200	DFM 350
3 - 24	d 16				
5 - 50		d 20			
5 - 60	d 16				
10 - 100	d 16				
15 - 150		d 20	d 25		
25 - 250	d 16	d 20		d 32	
30 - 300					
40 - 400		d 20	d 25	d 32	
60 - 600			d 25		d 32
100 - 1.000			d 25	d 32	d 32
150 - 1.500				d 32	d 40
200 - 2.000					d 50
250 - 2.500					d 40
300 - 3.000					d 50
400 - 4.000					d 63
600 - 6.000					d 63
1.000 - 10.000					d 63
1.500 - 15.000					d 75
2.500 - 25.000					d 75
10.000 - 50.000					d 75

CORRECTION DEPENDING UPON DENSITY



Corrected flow-rate = flow-rate read x coefficient

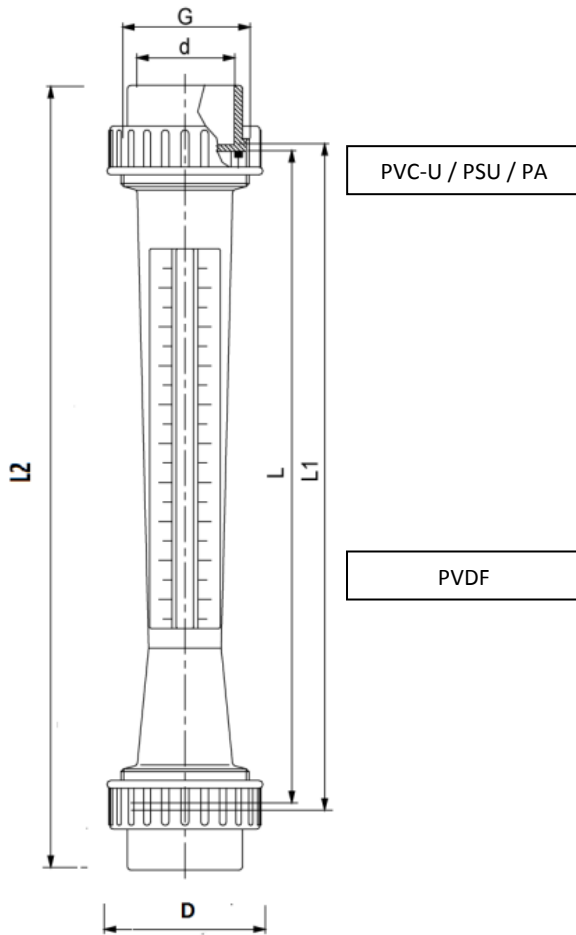
FLOW-RATE CORRECTION AS A FUNCTION OF TEMPERATURE



DFM FLOAT FLOW METER

PVC-U - PA - PSU - PVDF

DIMENSIONS (mm)

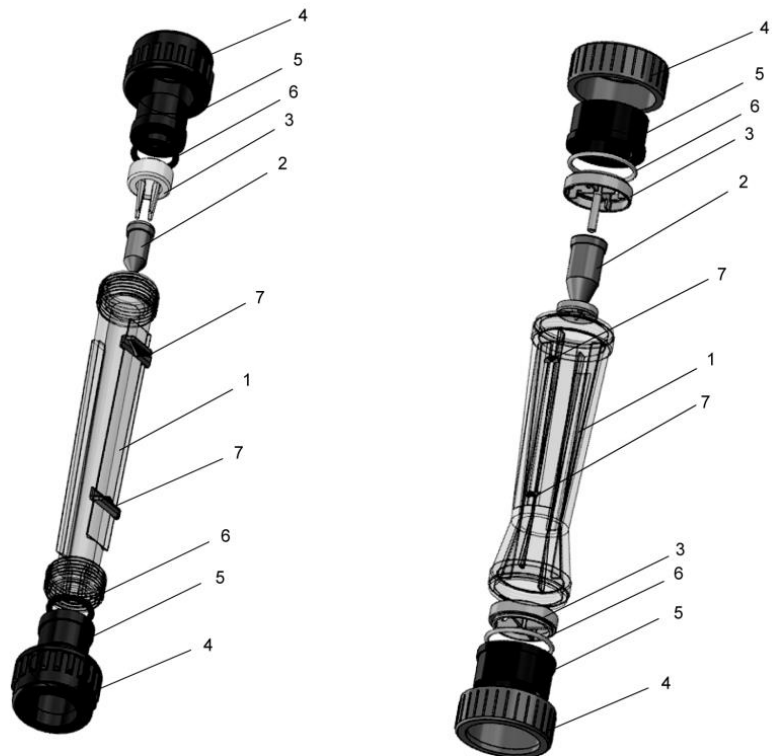


DFM	DN	d mm	G Inch	D mm	L mm	L1 mm	≈L2 mm
165	10	16	¾"	35	165	171	199
170	15	20	1"	43	170	176	208
185	20	25	1"¼	53	185	191	229
200	25	32	1"½	60	200	206	250
350	25	32	1"½	60	350	356	400
350	32	40	2"	72	350	356	408
350	40	50	2"¼"	83	350	356	418
350	50	63	2"¾"	103	350	356	432
350	65	75	3"½	122	350	356	444

DFM	10	16	¾"	35	161.3	167.3	199
170	15	20	1"	43	166.3	169.3	208
185	20	25	1"¼	53	181	187	229
200	25	32	1"½	60	195.5	201.5	250
350	25	32	1"½	60	340.5	346.5	400
350	32	40	2"	72	340.5	346.5	408
350	40	50	2"¼"	83	340.5	346.5	418
350	50	63	2"¾"	103	340.5	346.5	432
350	65	75	3"½	122	340.5	346.5	444

CONSTRUCTION

1	Measurement tube
2	Float
3	Pointer
4	Union nut
5	Collar
6	O-ring
7	Visual index



DFM FLOAT FLOW METER

PVC-U - PA - PSU - PVDF

ACCESSORIES

The variable-section float flow meters can be equipped with various switches or transmitters with a 4-20 mA signal. To use these functions, the flow meter has to be equipped with a float having a magnet (Which can be checked through the presence of the letter "M" on the float underside).

ZE950 monostable switch: cut-off voltage 10VA / 230 VAC / 0.5 A

ZE 951 bistable switch: NO or NC due to lack of flow-rate, cut-off voltage 10VA / 230 VAC / 0.5 A

ZE3075 flow-rate transmitter: REED bulb detector, 2-wire output signal 4-20 mA, power supply 18-30 VDC. Available only for DFM 165 to DFM200
3.5 mm resolution

ZE3000 flow-rate transmitter: Hall effect detector, 2-wire output signal 4-20 mA, power supply 8-28 VDC. To prevent perturbations, keep a 200mm distance between 2 DFM's equipped with this system



SPECIAL SCALES

	xx=H	xx=A0	xx=A1	xx=A2	xx=A3
Option	Echelle H2O	Air 0 bar	Air 1 bar	Air 2 bar	Air 3 bar
xx01	3-24l/h	0,2-1Nm3/h	0,2-1,3Nm3/h	0,25-1,60Nm3/h	0,3-1,75Nm3/h
xx02	5-50l/h	0,2-2,5Nm3/h	0,4-3,2Nm3/h	0,5-4Nm3/h	0,5-4,5Nm3/h
xx03	5-60l/h	0,4-2,8Nm3/h	0,4-3,2Nm3/h	0,2-3,8Nm3/h	0,3-4,4Nm3/h
xx04	10-100l/h	0,5-3,6Nm3/h	0,6-5Nm3/h	0,8-6Nm3/h	0,8-7Nm3/h
xx05	15-150l/h	0,5-5,5Nm3/h	1-8,5Nm3/h	1-11Nm3/h	1,5-12 Nm3/h
xx06	25-250l/h	1-8Nm3/h	1,5-12Nm3/h	1,5-16 Nm3/h	1,5-17 Nm3/h
xx07	40-400l/h	2-14Nm3/h	2-20Nm3/h	3-26Nm3/h	3-30Nm3/h
xx08	60-600l/h	2-20Nm3/h	3-30Nm3/h	4-36 Nm3/h	4-40Nm3/h
xx09	100-1000l/h	4-34Nm3/h	5-50Nm3/h	5-60 Nm3/h	5-70Nm3/h
xx10	150-1500l/h	5-50Nm3/h	5-70Nm3/h	7-85Nm3/h	8-100Nm3/h
xx11	200-2000l/h	8-70Nm3/h	10-100Nm3/h	10-120Nm3/h	12-135Nm3/h
xx12	250-2500l/h	7-80Nm3/h	10-110Nm3/h	10-140Nm3/h	15-160Nm3/h
xx13	300-3000l/h	10-100Nm3/h	15-140Nm3/h	20-160Nm3/h	20-190Nm3/h
xx14	400-4000l/h	14-125Nm3/h	20-170Nm3/h	15-220Nm3/h	20-250Nm3/h
xx15	600-6000l/h	20-200Nm3/h	30-280Nm3/h	30-380Nm3/h	40-400Nm3/h
xx16	1000-10000l/h	30-320Nm3/h	40-440Nm3/h	50-540Nm3/h	60-620Nm3/h
xx17	1500-15000l/h	50-500Nm3/h	80-700Nm3/h	80-800Nm3/h	102-880Nm3/h
xx18	2500-25000l/h	80-800Nm3/h	100-1200Nm3/h	140-1240Nm3/h	166-1400Nm3/h
xx19	10000-50000l/h	300-1600Nm3/h	400-2200Nm3/h	600-2500Nm3/h	700-2900Nm3/h

DFM FLOAT FLOW METER

PVC-U - PA - PSU - PVDF

	xx=N3	xx=N5	xx=H3	xx=F4
Option	NaOH 30%	NaOH50%	HCl30%	FeCl3 40%
xx01	0,3-4,4l/h	0,05-0,65	2-18l/h	0,5-5l/h
xx02	0,3-13l/h	0,6-2,5l/h	4-46l/h	0,6-15l/h
xx03	0,5-17l/h	0,1-3l/h	4-50l/h	0,6-20l/h
xx04	2-32l/h	0,2-6l/h	10-80l/h	2-35l/h
xx05	2-50l/h	0,25-11l/h	15-135l/h	2-60l/h
xx06	3-90l/h	0,5-20l/h	20-240l/h	3-100l/h
xx07	10-180l/h	1-54l/h	30-360l/h	10-180l/h
xx08	10-340l/h	1,5-100l/h	50-550l/h	10-340l/h
xx09	20-650l/h	2,5-220l/h	70-900l/h	20-640l/h
xx10	20-1000l/h	5-425l/h	100-1400l/h	25-1000l/h
xx11	60-1400l/h	10-600l/h	160-1900l/h	100-1400l/h
xx12	80-1800l/h	15-850l/h	200-2400l/h	100-1800l/h
xx13	100-2100l/h	30-1100l/h	250-2800l/h	150-2200l/h
xx14	100-3200l/h	20-1800l/h	300-3700l/h	100-3100l/h
xx15	250-5000l/h	60-3200l/h	400-5800l/h	250-5000l/h
xx16	500-8000l/h	200-5400l/h	900-9000l/h	600-8000l/h
xx17	1000-12000l/h	500-9500l/h	1300-14000l/h	1000-11500l/h
xx18	2000-21000l/h	1000-16000l/h	2300-23000l/h	2000-20000l/h
xx19	7000-38000l/h	4000-30000l/h	6000-43000l/h	7000-40000l/h